

HOW TO DOWNLOAD YOUR CERTIFICATE?



Go to
Amway Academy



Online Training
Programmes

Catalog



New ABOs -
Getting Started



Silver+



Online Training
Programmes


1



Select the Certification for which you would
like to download your previously earned
Certificate.

These courses have been designed for
use in other countries. Products & 31
specified in these courses may not be
available in your country. Legislation
and regulations in your country may be
different from those described in the
course.
If you have questions, please
contact your sponsor or
Amway.

Social Selling
Certification



Mentoring
Certification



Nutrition
Certification



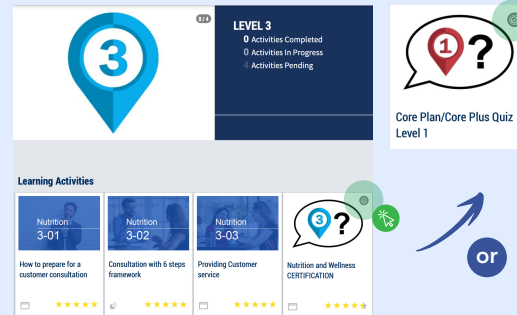
Beauty
Certification

2



Locate the quiz that you
have passed and where
you earned the Certificate.
You can identify quizzes by
the question mark icon.

A small round icon in the
corner of the quiz tile will
indicate that you have
received a certificate.

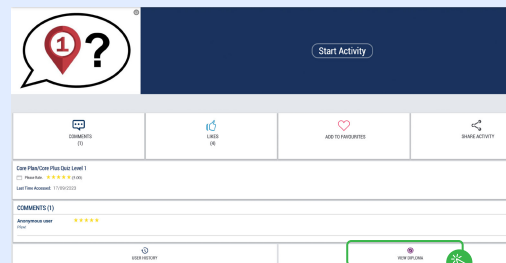


Click on this tile,
so that you see
the "Start
Activity" button,
but do not click
"Start Activity".


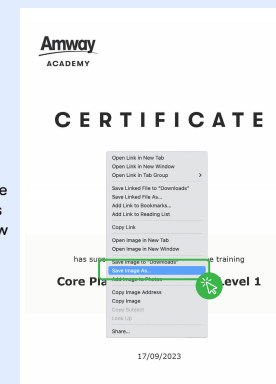
3



Scroll down & click the "View Diploma" button:



Your Certificate
will load; this
can take a few
seconds



If there is no "View Diploma" button, this means that you have
not yet achieved this Certificate. You may then click "Start
Activity" to try and pass the Quiz to achieve a Certificate.

The date on the Certificate is the
date when you achieved the
Certificate; not today's date.

Click the blue CLOSE button
to go back to Academy.

5

4